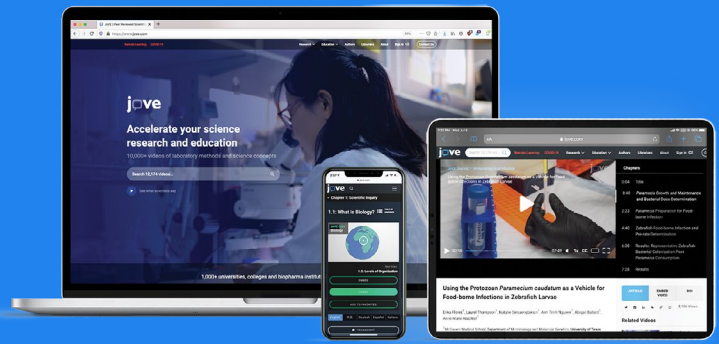


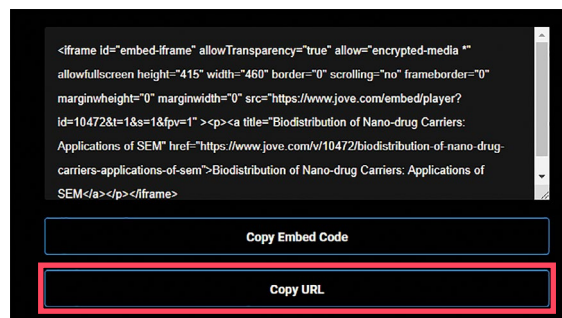


# How to Embed JoVE Video into MS Sway

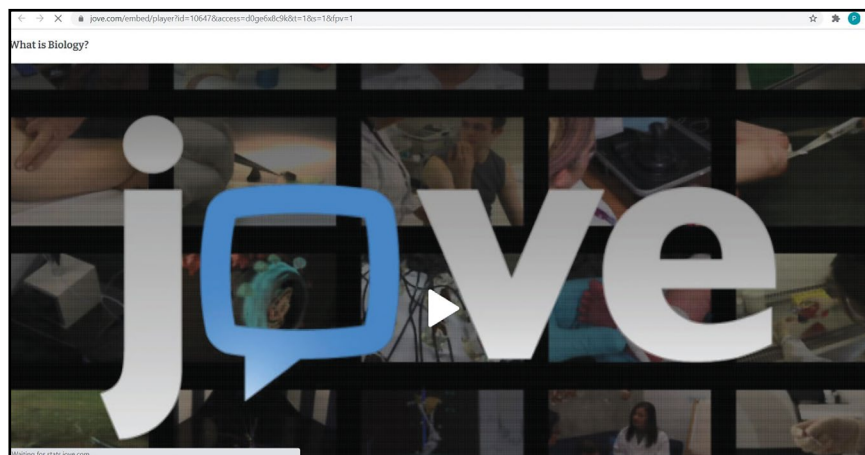
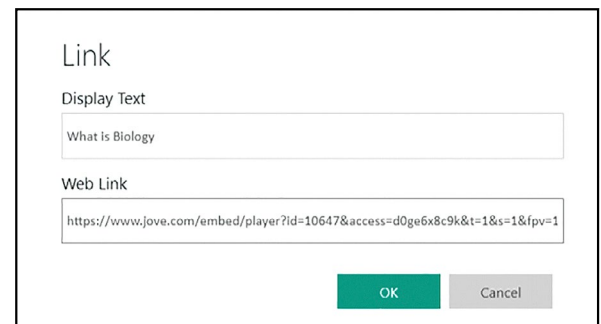


Below you'll find a few simple steps on how to embed JoVE videos into Microsoft Sway.

- [Log into](#) your JoVE account and navigate to the desired video
- On the video page, click on the **Embed** button to generate an embed code with an access key
- Click on **Copy URL**



- Go to the **Storyline** tab in Sway and click on the Link
- Add a title into the **Display Text** box
- Paste copied JoVE video's URL into the **Web Link** box and click **OK**
- Select the **Design** tab in Sway
- In the redirect box, click **OK**
- Click **Play** to watch the video!



For any additional information or help please contact us at [customersuccess@jove.com](mailto:customersuccess@jove.com).